



BURNET COUNTY EMERGENCY SERVICES DISTRICT NO. 2  
P.O. Box 249  
Buchanan Dam, Texas 78609-0249

**Minutes (Official) – November 21, 2024**

**1. (AI)<sup>1</sup> Call meeting to order.**

*(AD)<sup>2</sup>At 6:00p.m., November 21, 2024, the Regular Meeting for the Board of Emergency Service Commissioners of Burnet County Emergency Services District No. 2 was called to order by President Sharon Barclay at the Cassie Volunteer Fire Department, 3900 RR 690, Burnet, Texas 78611. Notice of this meeting (Enclosure 1) had been previously posted at the Burnet County Courthouse and the Burnet County website, ([Burnet County burnetcountytexas.org](http://Burnet County burnetcountytexas.org)) in compliance with the provisions of Chapter 551, Texas Government Code.*

**2. (AI) Establish a quorum**

*(AD) Board member in attendance were:*

*Sharon Barclay*

*Jodeen Lee*

*William Proffer - Absent*

*Felicia Sanchez*

*Robbie Cheatham*



**3. (AI) Pledge of Allegiance**

*(AD) The quorum having been established, the Pledge of Allegiance to the United States was rendered with appropriate honors.*

---

<sup>1</sup> AI – Agenda Item

<sup>2</sup> AD – Action and/or Discussion by BCESD-2Commissioners

**4. (AI) Invocation**

*(AD) Commissioner Barclay offered the Invocation.*

**5. (AI) Welcome guests**

*(AD) Commissioner Barclay welcomed to the meeting:*

*Chief Derrick Curtis  
Mrs. Laura Schneider, CVFD Treasurer  
Mrs. Megan Paz, ESD2 Administrative Assistant*

**6. (AI) Comments from the Board and Public not scheduled on the agenda may be made. However, no action can be taken on those items, and the Board will not debate the comments at this meeting. Comments regarding specific agenda items should occur when the item is called. There is a 2-minute speaking limit.**

*(AD) Commissioner Barclay called for any comments regarding non-agenda items. No items were brought forward for discussion.*

**7. (AI) Accept minutes from the October 17, 2024 Meeting.**

*(AD) Commissioner Barclay called for any changes that need to be made to the Meeting October 17, 2024 Minutes; with no corrections needed, the Minutes were accepted as presented.*

**8. (AI) ESD #2 Treasurer Report**

*(AD) Commissioner Lee presented the Treasurer's Report For October 2024*

*Balances-      Checking: \$ 179,915.28  
                    FSB of Burnet – Sales Tax: \$ 30,621.18  
                    Texas Class Reserve Investment: \$ 193,044.58  
                    Texas Class Sales Tax Investment: \$ 120,667.58*

*Total Income: \$ 25,767.64*

*Expenses: \$ 81,863.80*

*Net Income: \$ -56,096.16*

<i>YTD Income</i>	<i>\$ 25,767.64</i>
<i>YTD Expenses</i>	<i>\$ 81,863.80</i>
<i>Budget</i>	<i>\$ 586,827.40</i>
<i>Net Income</i>	<i>\$-56,096.16</i>

*Commissioner Barclay called for discussion and/or questions regarding the October 17, 2024 Treasurers Report; with no discussion, the Treasurers Report was accepted as presented. (Enclosure 2)*

**9. (AI) Discussion and/or action regarding the disbursement of funds**

*(AD) Commissioner Lee reported that payments to Commissioner Barclay for reimbursement of items for the Open House and Megan Paz payroll.*

*Commissioner Barclay called for discussion regarding the disbursement of funds. No discussion was offered.*

**10. (AI) Report from the Cassie Volunteer Fire Department.**

**A. Report of VFD (Chief Curtis / Asst. Chief Schoenfeld)**

- 1. Number of calls**
- 2. Staffing, Structure, Retention, Recruitment – Strategic Plan #3**
- 3. Training – Strategic Plan #4**
- 4. Other department activity or concerns.**

**B. Cassie VFD Financial Report (L. Schneider)**

**C. Discussion and/or action regarding Capital Expense request**

*(AD) A1. Chief Curtis gave the report on CVFD activity for the month of October 2024; CFVD responded to a total of 16 calls --- 12 EMS & 4 Fire. There were 2 overlapping calls and 3 Mutual Aid. Average response time 6:27. In-District calls – 4:02; M-F – 3:22; Out of District - 6:44. The average personnel per call for October was 4.9. (Enclosure 3)*

*A2. Chief Curtis stated that the Department will have their Christmas Party on December 17, 2024, at 630pm.*

*Chief Curtis reported that the Open House was held on November 16 and was well attended.*

*The Department is currently working on the web page for more up to date information for the public.*

*Commissioner Barclay asked if there was any discussion or questions for Chief Curtis. Nothing was noted at this time.*

*B. Mrs. Laura Schneider provided the CVFD Treasurers Report for October 2024. There was a balance of \$60,832.47 in checking. Expenses: \$50,242.76. Net Income: \$47,412.87. YTD Expenses \$50,242.76. Net Income YTD \$47,412.87.*

*Mrs. Laura Schneider provided the CVFD Account Report for October 2024. There was a balance of \$123,813.74 in checking. Income \$1,120. Expenses for October were \$0. (Enclosure 4)*

*C. No Capital requests were made.*

**11. (AI) Administrative update of the Sales Tax Program for ESD No. 2. Including update on reports from HdL.**

*(AD) Commissioner Barclay noted that October Sales Tax received is \$8346.00 which is a YoY 7.8 % change. She discussed that she is working with HdL and the Texas Comptroller's Office regarding specific decisions and companies that hold race events in the District. (Enclosure 5)*

**12. (AI) Joint Task Force Report – Strategic Plan #5 Goal 1. (Barclay/Proffer/Curtis)**

*(AD) Commissioner Barclay noted that there was a meeting early part of November. Discussion was on the community event. Meeting for fire code will be scheduled soon.*

*Chief Curtis also noted that there is a new company coming in at Reville Peak. Chief is working with the company for fire code requirements / sprinkler system etc.*

*Commissioner Barclay asked if there were any further questions or discussions needed; none at this time.*

**13. (AI) Discussion and/or action regarding strategic Plan #3 Goal 3 – equipment purchase for active CVFD members (Barclay)**

*(AD) Commissioner Barclay spoke regarding Strategic Plan #3 Goal #3 – Retention Plan for the current and future Cassie Volunteers. Discussion on purchasing tourniquets for all current volunteers. Total would be \$207.71 after tax. Discussion on how to purchase them with tax exemption form moving forward.*

*Commissioner Barclay called for a motion to approve the tourniquet kits as part of the retention plan for the fire department. Commissioner Cheatham made the motion to approve the tourniquet kits as part of the retention plan for the fire department. Commissioner Sanchez seconded the motion; the motion passed unanimously.*

**14. (AI) Discussion related to Audit for ESD and CVFD. (Barclay)**

*(AD) Commissioner Barclay noted that the audit went well. Mrs. Taber will be back in January with results.*

**15. Discussion regarding attendance at the SAFE-D Conference February 6-8, Kalahri Resort, Round Rock. (Barclay)**

*(AD) Commissioner Barclay noted that she will be attending daily and not staying the night. Everyone that is interested in going this year is also welcome to carpool.*

**16. (AI) Strategic Plan Updates (Barclay)**

*(AD) Commissioner Barclay noted that she will be attending the Commissioners Court next week and Commissioner Proffer has contacted LCRA and will be the ESD's Liaison.*

**17. (AI) Calendar of event for December 19, 2024 Meeting**

- A. Standing Agenda Items.**
- B. Strategic Plan updates**
- C. Receive Service Provider Contract from Cassie VFD**
- D. Receive Letter of Engagement from ORW for Audits**


*(AD) Commissioner Barclay noted that the SAFE-D Increase; Strategic Plan updates; Commissioner Sanchez and Commissioner Cheatham are going to be on the Commissioners Court for renewal. Commissioner Barclay also will be working with JP Nelson to come to our next meeting. Commissioner Barclay will also get the required reports to the Comptrollers Office and the notice in the Burnet Bulletin.*

**19. (AI) Next meeting, at 6:00 p.m. on Thursday, December 19, 2024 at the Cassie Volunteer Fire Department.**


(AD) Commissioner Barclay announced that the next BCESD2 Meeting will be on December 19, 2024, at 6pm at the Cassie Volunteer Fire Department.

**20. (AI) Adjourn**

*(AD) With no additional business, the Burnet County Emergency Services District No 2, November 21, 2024, Meeting was adjourned at 6:37 p.m.*

Signed by:  
  
12232399F2A0430...

Robbie Cheatham  
Secretary  
Emergency Services District No. 2  
Burnet County  
November 21, 2024

DocuSigned by:  
  
51B493192480430...

Sharon K. Barclay  
President  
Emergency Services District No. 2  
Burnet County  
November 21, 2024



**POSTED** **Viola Stafford**  
**Burnet County Clerk**  
By Stephanie Sherrill at 8:55 am, Aug 08 2024

**BURNET COUNTY EMERGENCY SERVICES DISTRICT No. 2**  
**P. O. BOX 249**  
**BUCHANAN DAM, TEXAS 78609-0249**

**NOTICE OF REGULAR MEETING**

In compliance with the provisions of Chapter 551, Texas Government Code, notice is hereby given of a Regular Meeting of the Board of Emergency Services Commissioners of Burnet County Emergency Services District No. 2, to be held on Thursday, August 15, 2024, at 6:00 p.m. at the Cassie VFD Station located at 3900 RR 690, Burnet, Texas, 78611. This agenda is posted in the Burnet County Courthouse and on the [Burnet County \(burnetcountytexas.org\)](http://burnetcountytexas.org) website.

The following agenda items will be discussed, considered and action taken as appropriate:

**AGENDA**

1. Call meeting to order. (Barclay)
2. Establish a quorum. (Barclay)
3. Pledge of Allegiance. (Barclay)
4. Invocation. (Barclay)
5. Welcome guests. (Barclay)
6. Comments from the Board and Public not scheduled on the agenda may be made. However, no action can be taken on these items and the Board will not debate the comments at this meeting. Comments regarding specific agenda items should occur when the item is called. There is a 2-minute speaking limit.
7. Accept minutes from the July 18, 2024 Meeting. (Barclay)
8. ESD No. 2 Treasurer Report. (Lee)
9. Discussion and/or action regarding the disbursement of funds. (Lee)



**BURNET COUNTY EMERGENCY SERVICES DISTRICT No. 2**  
**P. O. BOX 249**  
**BUCHANAN DAM, TEXAS 78609-0249**

10. Report from the Cassie Volunteer Fire Department.
  - A. Report of VFD (Chief Curtis/Asst. Chief Schoenfeld)
    1. Number of calls.
    2. Staffing, Structure, Retention, Recruitment-Strategic Plan #3
    3. Training-Strategic Plan #4
    4. Community Involvement – Strategic Plan #7
    5. Other department activity or concerns.
  - B. Cassie VFD Financial Report (L. Schneider)
  - C. Present CVFD Budget for FY24-25 (Schneider/Curtis)
11. Administrative update of the Sales Tax Program for ESD No. 2 including update on reports from HdL- Strategic Plan #5 Goal 6 (Proffer)
12. Joint Task Force Report – Strategic Plan #5 Goal 1. (Barclay/Proffer/Curtis/Schoenfeld)
13. Present the Service Provider Contract for FY2024-25 to Cassie VFD for their review. The completed contract to be returned following CVFD September Board Meeting. (Barclay)
14. Discussion and/or action on the adoption of the BCESD2 Budget for FY 2024-25. (Lee/Barclay)
15. Discussion and/or action on adoption of the tax rate for 2024 to be set at \$0.10 per \$100 of valuation, which effectively exceeds the no-new-revenue tax rate by 2.67 percent. (Barclay)
16. Discussion and/or action concerning proceeding with the Letters of Engagement from Oliver, Rainey, and Wojtek for the FY 2023-24 Audit. (Barclay)
17. Discussion and/or action regarding Strategic Plan implementation. (Barclay)
  - SP1/Goal 1 and SP5/Goal 4 Grant Research (Cheatham/Proffer)
  - SP1/Goal 2 Hire consultant to perform a Feasibility Study (Barclay/Curtis)
  - SP5/Goal 2 Commissioner focused areas of responsibility (Barclay)
  - SP5/Goal 3 Commissioner to attend bimonthly County Commissioners Meeting (Barclay)
  - SP6/Goal 4 Appoint Commissioner as LCRA Liaison





**BURNET COUNTY EMERGENCY SERVICES DISTRICT No. 2**  
**P.O. BOX 249**  
**BUCHANAN DAM, TEXAS 78609-0249**

18. Calendar of event for September 19, 2024 Meeting

- A. Standing Agenda Items.
- B. Strategic Plan updates
- C. Receive Service Provider Contract from Cassie VFD
- D. Receive Letter of Engagement from ORW for Audits

19. Next meeting, at 6:00 p.m. on Thursday, September 19, 2024 at the Cassie Volunteer Fire Department.

20. Adjourn

Sharon K. Barclay  
President  
Burnet County Emergency Service District No. 2  
Burnet County, Texas

Enclosure 2

12:00 PM  
08/10/24  
Cash Basis

**Burnet County Emergency Services District #2**  
**Balance Sheet**  
As of July 31, 2024

	<u>Jul 31, 24</u>
<b>ASSETS</b>	
Current Assets	
Checking/Savings	
First State Bank of Burnet	421,647.46
FSB of Burnet-Sales Tax	24,839.68
Texas Class Invest - Reserve	379,752.37
Texas Class Invest - Sales Tax	258,850.02
Total Checking/Savings	<u>1,085,089.53</u>
Total Current Assets	<u>1,085,089.53</u>
<b>TOTAL ASSETS</b>	<b><u>1,085,089.53</u></b>
<b>LIABILITIES &amp; EQUITY</b>	
Equity	
Unrestricted Net Assets	622,527.06
Net Income	462,562.47
Total Equity	<u>1,085,089.53</u>
<b>TOTAL LIABILITIES &amp; EQUITY</b>	<b><u>1,085,089.53</u></b>

11:42 AM  
08/12/24  
Cash Basis

**Burnet County Emergency Services District #2**  
**Profit & Loss Detail**  
July 2024

Type	Date	Num	Name	Memo	Paid Amount
<b>Income</b>					
<b>Government Contracts</b>					
<b>Local Government Contracts</b>					
Deposit	07/05/2024	auto	Burnet County Appraisal Dist.	6/16 - 6/30/24	930.13
Deposit	07/19/2024	auto	Burnet County Appraisal Dist.	7/1 - 7/15/24	1,575.30
Total Local Government Contracts					2,505.43
<b>Sales Tax Revenue</b>					
Deposit	07/12/2024	auto	Texas Comptroller	Sales Tax ending 7/9/24	7,539.17
Total Sales Tax Revenue					7,539.17
Total Government Contracts					10,044.60
<b>Interest Earned</b>					
Deposit	07/31/2024			Interest	4.71
Deposit	07/31/2024			Interest	90.22
Total Interest Earned					94.93
<b>Investments</b>					
<b>Interest-Investments</b>					
Deposit	07/31/2024			Interest	1,747.95
Deposit	07/31/2024			Interest	1,191.45
Total Interest-Investments					2,939.40
Total Investments					2,939.40
Total Income					13,078.93
<b>Expense</b>					
<b>Contract Services</b>					
<b>Cassie Volunteer Fire Dept</b>					
Check	07/01/2024	1543	Cassie VFD	4th quarter pmt	59,191.00
Total Cassie Volunteer Fire Dept					59,191.00
<b>Contract Labor</b>					
Check	07/18/2024	1546	Megan Paz	June '24	450.00
Total Contract Labor					450.00
<b>Insurance-Workers Compensation</b>					
Deposit	07/17/2024	auto	Texas Mutual Ins. Company	yearly refund	-157.79
Total Insurance-Workers Compensation					-157.79
<b>Outside Contract Services</b>					
<b>Burnet Co. Appraisal Dist.</b>					
<b>Tax Collection Legal Fees</b>					
Deposit	07/19/2024	auto	Burnet County Appraisal Dist.	7/1 - 7/15/24	20.92
Total Tax Collection Legal Fees					20.92
Total Burnet Co. Appraisal Dist.					20.92
Total Outside Contract Services					20.92
Total Contract Services					59,504.13
<b>Operations</b>					
<b>Postage, Mail Service</b>					
Check	07/02/2024	1544	US Postal Service	yearly box rental	154.00
Total Postage, Mail Service					154.00
Total Operations					154.00

11:42 AM  
 08/12/24  
 Cash Basis

**Burnet County Emergency Services District #2**  
**Profit & Loss Detail**  
 July 2024

Type	Date	Num	Name	Memo	Paid Amount
<b>Other Types of Expenses</b>					
<b>Memberships and Dues</b>					
Check	07/15/2024	1545	Safe-D	yearly fee	275.00
Total Memberships and Dues					<u>275.00</u>
Total Other Types of Expenses					<u>275.00</u>
Total Expense					<u>59,933.13</u>
<b>Net Income</b>					<b><u>-46,854.20</u></b>

12:06 PM

08/10/24

Cash Basis

### Burnet County Emergency Services District #2 Profit & Loss Budget vs. Actual

October 2023 through July 2024

	Oct '23 - Jul 24	Budget	\$ Over Budget
<b>Income</b>			
Government Contracts			
Local Government Contracts	431,831.85	405,437.67	26,394.18
Sales Tax Revenue	80,415.20	100,000.00	-19,584.80
<b>Total Government Contracts</b>	512,247.05	505,437.67	6,809.38
Interest Earned	600.45	90.00	510.45
Investments			
Interest-Investments	25,655.74	12,000.00	13,655.74
<b>Total Investments</b>	25,655.74	12,000.00	13,655.74
Uncategorized Income	162,750.00		
<b>Total Income</b>	701,253.24	517,527.67	183,725.57
<b>Expense</b>			
Capital Reserve	-30,301.38	234,475.19	-264,776.57
Contract Services			
Accounting Fees	8,500.00	9,500.00	-1,000.00
Cassie Volunteer Fire Dept	236,334.25	236,764.00	-429.75
Contract Labor	1,950.00	4,500.00	-2,550.00
CVFD-Capital Expenditures	6,424.71	6,000.00	424.71
HdL Companies	2,511.00		
Insurance-Liability & D.O.	1,409.00	2,595.00	-1,186.00
Insurance-Workers Compensation	242.21	454.25	-212.04
Legal Fees	975.00	5,000.00	-4,025.00
Outside Contract Services			
Burnet Co. Appraisal Dist.			
Tax Collection Legal Fees	250.27		
Burnet Co. Appraisal Dist. - Other	4,950.03	6,020.23	-1,070.20
<b>Total Burnet Co. Appraisal Dist.</b>	5,200.30	6,020.23	-819.93
<b>Total Outside Contract Services</b>	5,200.30	6,020.23	-819.93
<b>Total Contract Services</b>	283,546.47	270,833.48	-7,287.01
Operations			
Newspaper Advertisement	52.00	100.00	-48.00
Postage, Mail Service	154.00	244.00	-90.00
<b>Total Operations</b>	206.00	344.00	-138.00
Other Types of Expenses			
computer expense	0.00	1,000.00	-1,000.00
Memberships and Dues	275.00	275.00	0.00
<b>Total Other Types of Expenses</b>	275.00	1,275.00	-1,000.00
Sales Tax Expenditures-Cap Exp	0.00	5,000.00	-5,000.00
Travel and Meetings			
Conference, Convention, Meeting	3,839.03	5,000.00	-1,160.97
Travel	1,125.85	600.00	525.85
<b>Total Travel and Meetings</b>	4,964.88	5,600.00	-635.32
<b>Total Expense</b>	238,690.77	517,527.67	-278,836.90
<b>Net Income</b>	<b>462,562.47</b>	<b>0.00</b>	<b>462,562.47</b>

Enclosure 3

# Cassie VFD/ Burnet ESD 2

Burnet, TX

This report was generated on 8/12/2024 10:44:51 AM



## Incident Statistics

Zone(s): All Zones | Start Date: 07/01/2024 | End Date: 07/31/2024

INCIDENT COUNT			
INCIDENT TYPE		# INCIDENTS	
EMS		14	
FIRE		10	
<b>TOTAL</b>		<b>24</b>	
TOTAL TRANSPORTS (N2 and N3)			
APPARATUS	# of APPARATUS TRANSPORTS	# of PATIENT TRANSPORTS	TOTAL # of PATIENT CONTACTS
C-60	0	0	6
<b>TOTAL</b>	<b>0</b>	<b>0</b>	<b>6</b>
PRE-INCIDENT VALUE		LOSSES	
\$0.00		\$0.00	
CO CHECKS			
<b>TOTAL</b>			
MUTUAL AID			
Aid Type		Total	
Aid Given		10	
Aid Received		1	
OVERLAPPING CALLS			
# OVERLAPPING		% OVERLAPPING	
0		0	
LIGHTS AND SIREN - AVERAGE RESPONSE TIME (Dispatch to Arrival)			
Station	EMS	FIRE	
Cassie VFD-Elms Station	0:07:54	0:24:57	
<b>AVERAGE FOR ALL CALLS</b>		<b>0:13:04</b>	
LIGHTS AND SIREN - AVERAGE TURNOUT TIME (Dispatch to Enroute)			
Station	EMS	FIRE	
Cassie VFD-Elms Station	0:00:48	0:08:01	
<b>AVERAGE FOR ALL CALLS</b>		<b>0:03:15</b>	
AGENCY		AVERAGE TIME ON SCENE (MM:SS)	
Cassie VFD/ Burnet ESD 2		84:26	

# Cassie VFD/ Burnet ESD 2

Burnet, TX

This report was generated on 8/12/2024 10:45:12 AM



## Incident Statistics

Zone(s): All Zones | Start Date: 01/01/2024 | End Date: 07/31/2024

INCIDENT COUNT			
INCIDENT TYPE		# INCIDENTS	
EMS		67	
FIRE		33	
<b>TOTAL</b>		<b>100</b>	
TOTAL TRANSPORTS (N2 and N3)			
APPARATUS	# of APPARATUS TRANSPORTS	# of PATIENT TRANSPORTS	TOTAL # of PATIENT CONTACTS
4490	0	0	4
C-60	0	0	26
<b>TOTAL</b>	<b>0</b>	<b>0</b>	<b>30</b>
PRE-INCIDENT VALUE		LOSSES	
\$0.00		\$0.00	
CO CHECKS			
<b>TOTAL</b>			
MUTUAL AID			
Aid Type		Total	
Aid Given		28	
Aid Received		4	
OVERLAPPING CALLS			
# OVERLAPPING		% OVERLAPPING	
2		2	
LIGHTS AND SIREN - AVERAGE RESPONSE TIME (Dispatch to Arrival)			
Station	EMS	FIRE	
Cassie VFD-Elms Station	0:08:29	0:15:48	
<b>AVERAGE FOR ALL CALLS</b>		<b>0:10:06</b>	
LIGHTS AND SIREN - AVERAGE TURNOUT TIME (Dispatch to Enroute)			
Station	EMS	FIRE	
Cassie VFD-Elms Station	0:01:55	0:04:35	
<b>AVERAGE FOR ALL CALLS</b>		<b>0:02:28</b>	
AGENCY		AVERAGE TIME ON SCENE (MM:SS)	
Cassie VFD/ Burnet ESD 2		67:46	

## Cassie VFD/ Burnet ESD 2

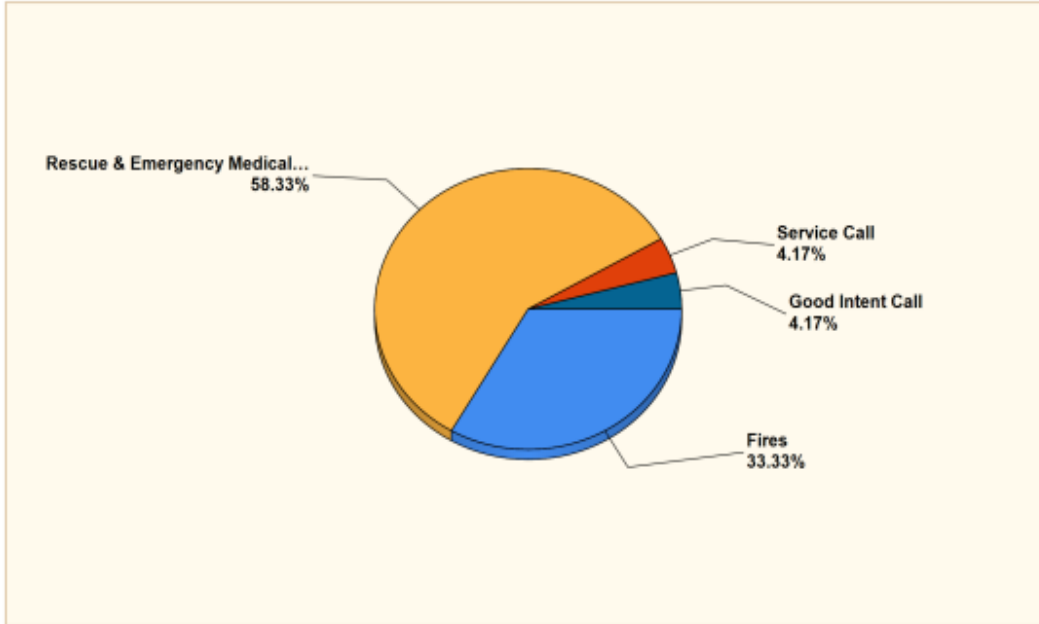
Burnet, TX

This report was generated on 8/12/2024 10:45:45 AM



### Breakdown by Major Incident Types for Date Range

Zone(s): All Zones | Start Date: 07/01/2024 | End Date: 07/31/2024



MAJOR INCIDENT TYPE	# INCIDENTS	% of TOTAL
Fires	8	33.33%
Rescue & Emergency Medical Service	14	58.33%
Service Call	1	4.17%
Good Intent Call	1	4.17%
<b>TOTAL</b>	<b>24</b>	<b>100%</b>

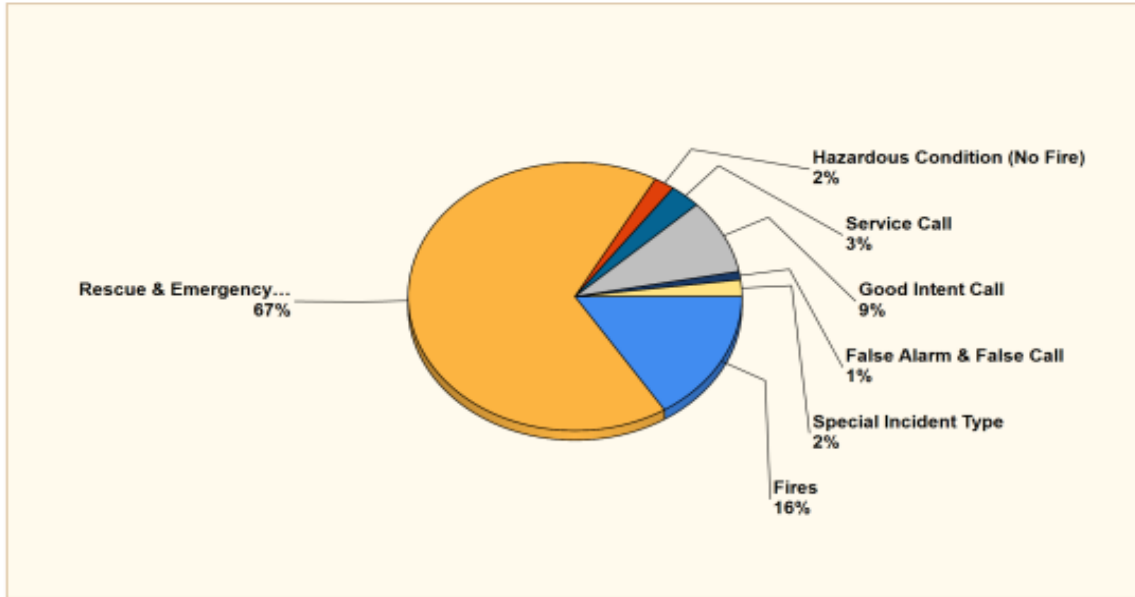
Detailed Breakdown by Incident Type		
INCIDENT TYPE	# INCIDENTS	% of TOTAL
111 - Building fire	3	12.5%
132 - Road freight or transport vehicle fire	1	4.17%
141 - Forest, woods or wildland fire	2	8.33%
142 - Brush or brush-and-grass mixture fire	1	4.17%
143 - Grass fire	1	4.17%
311 - Medical assist, assist EMS crew	2	8.33%
320 - Emergency medical service, other	1	4.17%
321 - EMS call, excluding vehicle accident with injury	9	37.5%
342 - Search for person in water	1	4.17%
365 - Watercraft rescue	1	4.17%
553 - Public service	1	4.17%
611 - Dispatched & cancelled en route	1	4.17%
<b>TOTAL INCIDENTS:</b>	<b>24</b>	<b>100%</b>



Detailed Breakdown by Incident Type		
INCIDENT TYPE	# INCIDENTS	% of TOTAL
111 - Building fire	3	12.5%
132 - Road freight or transport vehicle fire	1	4.17%
141 - Forest, woods or wildland fire	2	8.33%
142 - Brush or brush-and-grass mixture fire	1	4.17%
143 - Grass fire	1	4.17%
311 - Medical assist, assist EMS crew	2	8.33%
320 - Emergency medical service, other	1	4.17%
321 - EMS call, excluding vehicle accident with injury	9	37.5%
342 - Search for person in water	1	4.17%
365 - Watercraft rescue	1	4.17%
553 - Public service	1	4.17%
611 - Dispatched & cancelled en route	1	4.17%
<b>TOTAL INCIDENTS:</b>	<b>24</b>	<b>100%</b>

**Breakdown by Major Incident Types for Date Range**

Zone(s): All Zones | Start Date: 01/01/2024 | End Date: 07/31/2024



MAJOR INCIDENT TYPE	# INCIDENTS	% of TOTAL
Fires	16	16%
Rescue & Emergency Medical Service	67	67%
Hazardous Condition (No Fire)	2	2%
Service Call	3	3%
Good Intent Call	9	9%
False Alarm & False Call	1	1%
Special Incident Type	2	2%
<b>TOTAL</b>	<b>100</b>	<b>100%</b>

Detailed Breakdown by Incident Type		
INCIDENT TYPE	# INCIDENTS	% of TOTAL
111 - Building fire	3	3%
122 - Fire in motor home, camper, recreational vehicle	3	3%
123 - Fire in portable building, fixed location	1	1%
132 - Road freight or transport vehicle fire	1	1%
141 - Forest, woods or wildland fire	2	2%
142 - Brush or brush-and-grass mixture fire	1	1%
143 - Grass fire	4	4%
151 - Outside rubbish, trash or waste fire	1	1%
300 - Rescue, EMS incident, other	1	1%
311 - Medical assist, assist EMS crew	14	14%
320 - Emergency medical service, other	1	1%
321 - EMS call, excluding vehicle accident with injury	41	41%
322 - Motor vehicle accident with injuries	1	1%
324 - Motor vehicle accident with no injuries.	4	4%
341 - Search for person on land	1	1%
342 - Search for person in water	3	3%
365 - Watercraft rescue	1	1%
444 - Power line down	2	2%
551 - Assist police or other governmental agency	1	1%
553 - Public service	1	1%
561 - Unauthorized burning	1	1%
611 - Dispatched & cancelled en route	6	6%
631 - Authorized controlled burning	3	3%
745 - Alarm system activation, no fire - unintentional	1	1%
900 - Special type of incident, other	1	1%
911 - Citizen complaint	1	1%
<b>TOTAL INCIDENTS:</b>	<b>100</b>	<b>100%</b>

## Cassie VFD/ Burnet ESD 2

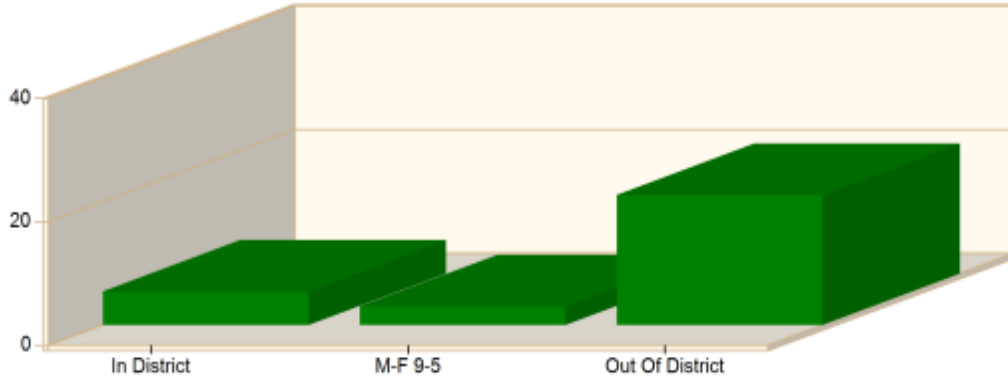
Burnet, TX

This report was generated on 8/12/2024 10:46:56 AM



### Incident Average Response Time per Shift for Date Range

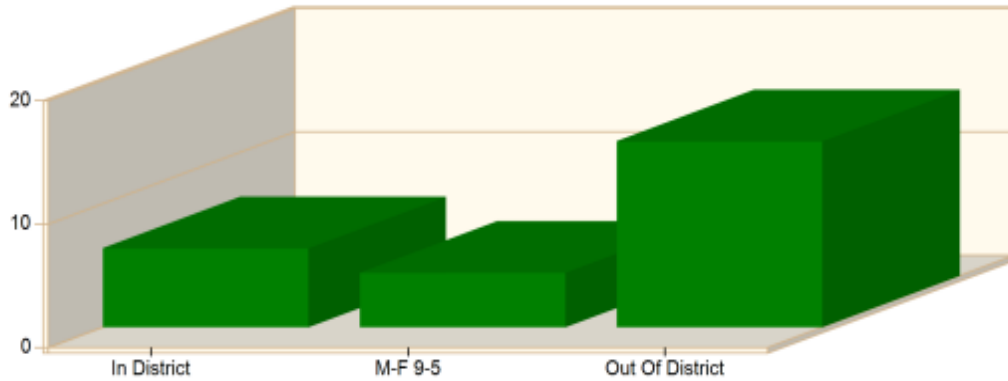
Start Date: 07/01/2024 | End Date: 07/31/2024



SHIFT	AVERAGE RESPONSE TIME (min) (Dispatch to Arrived)	CALLS
In District	5:22	7
M-F 9-5	2:58	7
Out Of District	21:00	9
<b>Total Number of Calls:</b>		<b>23</b>

### Incident Average Response Time per Shift for Date Range

Start Date: 01/01/2024 | End Date: 07/31/2024



SHIFT	AVERAGE RESPONSE TIME (min) (Dispatch to Arrived)	CALLS
In District	6:38	51
M-F 9-5	4:24	17
Out Of District	15:03	26
<b>Total Number of Calls:</b>		<b>94</b>

## Cassie VFD/ Burnet ESD 2

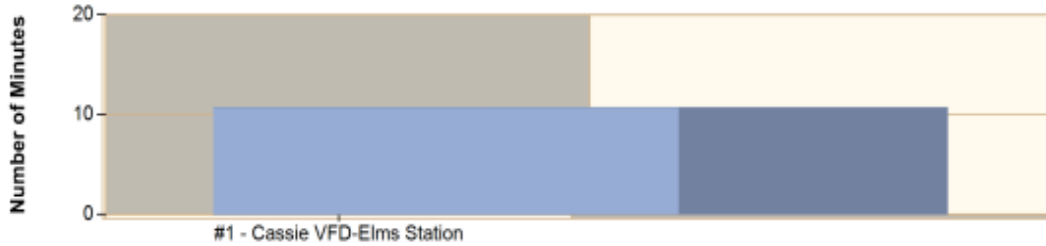
Burnet, TX

This report was generated on 8/12/2024 10:47:51 AM



### Average Response Time per Station for Date Range

Start Date: 07/01/2024 | End Date: 07/31/2024



STATION	AVERAGE RESPONSE MM:SS (Dispatch to Arrived)
#1 - Cassie VFD-Elms Station	10:42

### Average Response Time per Station for Date Range

Start Date: 01/01/2024 | End Date: 07/31/2024

STATION	AVERAGE RESPONSE MM:SS (Dispatch to Arrived)
#1 - Cassie VFD-Elms Station	8:46

## Cassie VFD/ Burnet ESD 2

Burnet, TX

This report was generated on 8/12/2024 10:48:35 AM



### Personnel Count per Incident for Date Range

Start Date: 07/01/2024 | End Date: 07/31/2024

INCIDENT				NUMBER OF PEOPLE		
NUMBER	DATE	INCIDENT TYPE	FDID	ON APPARATUS	NOT ON APPARATUS	TOTAL
2024-2400077	7/1/2024 20:35:00	111 - Building fire	BP208	5	1	6
2024-2400078	7/2/2024 03:29:17	111 - Building fire	BP208	5	0	5
2024-2400079	7/2/2024 21:56:48	111 - Building fire	BP208	3	2	5
2024-2400080	7/4/2024 13:21:38	342 - Search for person in water	BP208	1	4	5
2024-2400081	7/4/2024 15:28:43	611 - Dispatched & cancelled en route	BP208	3	4	7
2024-2400082	7/4/2024 18:25:36	321 - EMS call, excluding vehicle accident with injury	BP208	4	0	4
2024-2400083	7/4/2024 21:09:07	143 - Grass fire	BP208	1	7	8
2024-2400084	7/5/2024 16:48:56	365 - Watercraft rescue	BP208	4	1	5
2024-2400085	7/8/2024 10:24:23	321 - EMS call, excluding vehicle accident with injury	BP208	4	0	4
2024-2400086	7/8/2024 13:04:18	321 - EMS call, excluding vehicle accident with injury	BP208	5	1	6
2024-2400087	7/11/2024 12:19:16	132 - Road freight or transport vehicle fire	BP208	6	1	7
2024-2400088	7/12/2024 12:52:33	141 - Forest, woods or wildland fire	BP208	3	1	4
2024-2400089	7/12/2024 19:17:48	311 - Medical assist, assist EMS crew	BP208	2	0	2
2024-2400090	7/13/2024 17:15:36	141 - Forest, woods or wildland fire	BP208	3	1	4
2024-2400091	7/14/2024 12:33:04	142 - Brush or brush-and-grass mixture fire	BP208	2	1	3
2024-2400092	7/15/2024 12:02:23	321 - EMS call, excluding vehicle accident with injury	BP208	2	0	2
2024-2400093	7/18/2024 15:31:20	321 - EMS call, excluding vehicle accident with injury	BP208	4	2	6
2024-2400094	7/19/2024 01:58:37	321 - EMS call, excluding vehicle accident with injury	BP208	4	0	4
2024-2400095	7/20/2024 22:43:17	321 - EMS call, excluding vehicle accident with injury	BP208	3	3	6
2024-2400096	7/22/2024 19:19:16	311 - Medical assist, assist EMS crew	BP208	7	1	8
2024-2400097	7/23/2024 15:21:41	553 - Public service	BP208	2	7	9
2024-2400098	7/29/2024 10:33:52	321 - EMS call, excluding vehicle accident with injury	BP208	4	0	4
2024-2400099	7/30/2024 10:46:03	320 - Emergency medical service, other	BP208	3	0	3
2024-2400100	7/31/2024 20:30:43	321 - EMS call, excluding vehicle accident with injury	BP208	4	0	4

**TOTAL # OF INCIDENTS: 24**

**AVERAGES:**

**3.5**

**1.5**

**5.0**

### Personnel Count per Incident for Date Range

Start Date: 01/01/2024 | End Date: 07/31/2024

**TOTAL # OF INCIDENTS: 100**

**AVERAGES:**

**3.7**

**1.4**

**5.1**

# Cassie VFD/ Burnet ESD 2

Burnet, TX

This report was generated on 8/12/2024 10:49:16 AM



## Incidents per Zone for Date Range

Start Date: 07/01/2024 | End Date: 07/31/2024

INCIDENT NUMBER	INCIDENT TYPE	DATE	LOCATION	APPARATUS
<b>ZONE: 01 - Cassie</b>				
2024-2400085	321 - EMS call, excluding vehicle accident with injury	07/08/2024	405 N Chaparral	B-51,C-60
2024-2400094	321 - EMS call, excluding vehicle accident with injury	07/19/2024	115 Sunset CIR	4490,C-60
2024-2400097	553 - Public service	07/23/2024	104 Trails End	C-60
2024-2400098	321 - EMS call, excluding vehicle accident with injury	07/29/2024	103 S Chaparral	4490,B-51,C-60
2024-2400099	320 - Emergency medical service, other	07/30/2024	104 Lasso Loop	4490,C-60
2024-2400100	321 - EMS call, excluding vehicle accident with injury	07/31/2024	102 S Chaparral	4490,C-60
Total # Incidents for 01:				6
<b>ZONE: 02 - Buena Vista</b>				
2024-2400082	321 - EMS call, excluding vehicle accident with injury	07/04/2024	360 Cr 139	B-50,C-60
2024-2400083	143 - Grass fire	07/04/2024	116 Shady LN	C-60
2024-2400092	321 - EMS call, excluding vehicle accident with injury	07/15/2024	360 Cr 139	C-60
Total # Incidents for 02:				3
<b>ZONE: 04 - The Willows</b>				
2024-2400095	321 - EMS call, excluding vehicle accident with injury	07/20/2024	100 Cr 141	4490,C-60
Total # Incidents for 04 :				1
<b>ZONE: 16 - West State Highway 29</b>				
2024-2400087	132 - Road freight or transport vehicle fire	07/11/2024	10000 W Sh 29	4490,B-50,B-51,C-60
Total # Incidents for 16:				1
<b>ZONE: 21 - Lake Buchanan</b>				
2024-2400084	365 - Watercraft rescue	07/05/2024	300 Peninsula DR	B-51,C-60,RB-30
Total # Incidents for 21:				1
<b>ZONE: 23 - Inks Lake State Park</b>				
2024-2400093	321 - EMS call, excluding vehicle accident with injury	07/18/2024	3030 Park Rd 4	B-50,C-60
Total # Incidents for 23:				1
<b>ZONE: 24 - Big Chief RV Park</b>				
2024-2400096	311 - Medical assist, assist EMS crew	07/22/2024	1420 Fm 690	4490,B-51,C-60
Total # Incidents for 24:				1

INCIDENT NUMBER	INCIDENT TYPE	DATE	LOCATION	APPARATUS
<b>ZONE: 27 - OOD-ELBVFD</b>				
2024-2400079	111 - Building fire	07/02/2024	206 Bluebonnet ST	C-60,E-21
Total # Incidents for 27:				1
<b>ZONE: 30 - OOD- Hoover Valley VFD</b>				
2024-2400077	111 - Building fire	07/01/2024	1336 S Lakeside DR	C-60,E-21,T-40
2024-2400078	111 - Building fire	07/02/2024	1336 S Lakeside DR	C-60,E-21,T-40
2024-2400080	342 - Search for person in water	07/04/2024	3630 Park Rd 4	C-60
2024-2400081	611 - Dispatched & cancelled en route	07/04/2024	5900 park RD	B-50,C-60
2024-2400086	321 - EMS call, excluding vehicle accident with injury	07/08/2024	112 River Park DR	4490,B-51,C-60
2024-2400089	311 - Medical assist, assist EMS crew	07/12/2024	201 cr 134	C-60
2024-2400091	142 - Brush or brush-and-grass mixture fire	07/14/2024	1253 cr 119	B-50
Total # Incidents for 30:				7
<b>ZONE: 32 - OOD- Marble Falls Area VFD</b>				
2024-2400088	141 - Forest, woods or wildland fire	07/12/2024	6200 cr 340	B-51,T-40,UTV31
Total # Incidents for 32:				1
<b>ZONE: 44 - OOCOOD- LLANO VFD</b>				
2024-2400090	141 - Forest, woods or wildland fire	07/13/2024	2160 cr 215	B-50,T-40
Total # Incidents for 44:				1

**TOTAL # INCIDENTS: 24**



INCIDENT NUMBER	INCIDENT TYPE	DATE	LOCATION	APPARATUS
<b>ZONE: 32 - OOD- Marble Falls Area VFD</b>				
2024-2400088	141 - Forest, woods or wildland fire	07/12/2024	6200 cr 340	B-51,T-40,UTV31
Total # Incidents for 32:				1
<b>ZONE: 44 - OOCOOD- LLANO VFD</b>				
2024-2400090	141 - Forest, woods or wildland fire	07/13/2024	2160 cr 215	B-50,T-40
Total # Incidents for 44:				1
<b>ZONE: BCSO - Burnet County SO</b>				
2024-2400017	551 - Assist police or other governmental agency	03/14/2024	211 N River Oaks DR	C-60
Total # Incidents for 44:				1
<b>ZONE: 27 - OOD-ELBVFD</b>				
2024-2400054	143 - Grass fire	05/16/2024	14851 RR 2341	B-50,C-60,T-40
2024-2400076	143 - Grass fire	06/25/2024	712 CR 107	B-50,B-51,T-40,UTV31
2024-2400079	111 - Building fire	07/02/2024	206 Bluebonnet ST	C-60,E-21
Total # Incidents for 27:				3
<b>ZONE: 28 - OOD- Burnet VFD</b>				
2024-2400005	122 - Fire in motor home, camper, recreational vehicle	01/18/2024	6161 W Sh 29	C-60,T-40
2024-2400013	122 - Fire in motor home, camper, recreational vehicle	02/28/2024	6161 W Sh 29	4490,E-21,T-40
2024-2400021	122 - Fire in motor home, camper, recreational vehicle	03/16/2024	100 Rocky Hollow DR	C-60,E-21,T-40
Total # Incidents for 28:				3
<b>ZONE: 29 - OOD- CI Burnet FD</b>				
2024-2400044	631 - Authorized controlled burning	04/22/2024	3000 RR 2341	B-50,E-21,T-40
Total # Incidents for 29:				1
<b>ZONE: 30 - OOD- Hoover Valley VFD</b>				
2024-2400015	151 - Outside rubbish, trash or waste fire	03/12/2024	3630 Park Rd 4	C-60
2024-2400018	341 - Search for person on land	03/14/2024	3630 Park Rd 4	B-50,C-60
2024-2400037	611 - Dispatched & cancelled en route	04/13/2024	6800 Park Rd 4	B-50
2024-2400046	311 - Medical assist, assist EMS crew	04/29/2024	1008 apache dr	B-51,C-60
2024-2400047	611 - Dispatched & cancelled en route	04/30/2024	3600 Park Rd 4	B-51,E-20
2024-2400048	311 - Medical assist, assist EMS crew	05/02/2024	610 Apache DR	B-50,C-60
2024-2400049	311 - Medical assist, assist EMS crew	05/02/2024	137 cr 118A	B-50,B-51
2024-2400050	324 - Motor vehicle accident with no injuries.	05/09/2024	7600 Park Rd 4	C-60
2024-2400061	321 - EMS call, excluding vehicle accident with injury	05/30/2024	2011 CR 118	C-60
2024-2400068	143 - Grass fire	06/13/2024	101 River Park DR	B-51,C-60,T-40
2024-2400077	111 - Building fire	07/01/2024	1336 S Lakeside DR	C-60,E-21,T-40
2024-2400078	111 - Building fire	07/02/2024	1336 S Lakeside DR	C-60,E-21,T-40
2024-2400080	342 - Search for person in water	07/04/2024	3630 Park Rd 4	C-60
2024-2400081	611 - Dispatched & cancelled en route	07/04/2024	5900 park RD	B-50,C-60
2024-2400086	321 - EMS call, excluding vehicle accident with injury	07/08/2024	112 River Park DR	4490,B-51,C-60
2024-2400089	311 - Medical assist, assist EMS crew	07/12/2024	201 cr 134	C-60
2024-2400091	142 - Brush or brush-and-grass mixture fire	07/14/2024	1253 cr 119	B-50
Total # Incidents for 30:				17
<b>ZONE: 21 - Lake Buchanan</b>				
2024-2400016	342 - Search for person in water	03/13/2024	3400 TX 261	C-60,RB-30
Total # Incidents for 21:				1
<b>TOTAL # INCIDENTS:</b>				<b>28</b>



Enclosure 4

1:27 PM  
08/11/24  
Cash Basis

**Cassie Volunteer Fire Department**  
**Balance Sheet**  
As of July 31, 2024

	Jul 31, 24
<b>ASSETS</b>	
<b>Current Assets</b>	
Checking/Savings	
1010 · CASSIE VFD-ESD2	75,789.05
<b>Total Checking/Savings</b>	75,789.05
<b>Total Current Assets</b>	75,789.05
<b>Fixed Assets</b>	
1410 · Land	13,820.69
1420 · Furniture & Fixtures	10,438.09
1430 · Vehicles & Equipment	1,198,347.79
1440 · EMS Equipment	8,464.56
1450 · Communication Equipment	103,956.55
1460 · Buildings	120,053.61
1510 · Accumulated Depreciation	-1,174,957.72
<b>Total Fixed Assets</b>	280,123.57
<b>Other Assets</b>	
1090 · Transfers (In/Out)	70,000.00
1100 · Grant Receivable	665.00
<b>Total Other Assets</b>	70,665.00
<b>TOTAL ASSETS</b>	<b>426,577.62</b>
<b>LIABILITIES &amp; EQUITY</b>	
<b>Liabilities</b>	
<b>Current Liabilities</b>	
Other Current Liabilities	
2010 · Employer & Emp. Payroll Tax	1,259.06
<b>Total Other Current Liabilities</b>	1,259.06
<b>Total Current Liabilities</b>	1,259.06
<b>Total Liabilities</b>	1,259.06
<b>Equity</b>	
3010 · Unrestricted Net Assets-Ret.Ern	362,143.34
Net Income	63,175.22
<b>Total Equity</b>	425,318.56
<b>TOTAL LIABILITIES &amp; EQUITY</b>	<b>426,577.62</b>

1:33 PM  
08/11/24  
Cash Basis

**Cassie Volunteer Fire Department  
Profit & Loss Detail  
July 2024**

Date	Name	Memo	Class	Paid Amount
<b>Income</b>				
<b>4000 - Income</b>				
<b>4005 - ESD payments</b>				
07/03/2024	BCESD#2	4th quarter distribution for fire protection	ESD	41,136.12
07/03/2024	BCESD#2	4th quarter distribution for salary, emplr and emple p...	FDE	18,054.88
Total 4005 - ESD payments				59,191.00
<b>4040 - FD Reimbursement</b>				
07/24/2024	Glatfelter Insurance ...	Premium Refund owed from Com'l and Auto policy c...	ESD	76.65
Total 4040 - FD Reimbursement				76.65
Total 4000 - Income				59,267.65
Total Income				59,267.65
<b>Expense</b>				
<b>5000 - ADMINISTRATIVE</b>				
<b>5025 - Office Supplies</b>				
07/13/2024	Chase Card Services	Amzn-1 senergy digital barcode scanner battery for ...	ESD	41.53
07/13/2024	Chase Card Services	Apple-monthly cloud storage for reports--no receipt	ESD	0.99
Total 5025 - Office Supplies				42.52
<b>5040 - Subscrptn/Dues/Membrshp/RecMgmt</b>				
07/13/2024	Chase Card Services	YMCA-July membership for T. Herwig-senior couple	ESD	40.00
07/13/2024	Chase Card Services	YMCA-July membership for C. Kelley-family	ESD	67.00
07/13/2024	Chase Card Services	YMCA-July membership for D. Curtis family	ESD	67.00
07/13/2024	Chase Card Services	YMCA-July membership for G. Sanchez-couple	ESD	58.00
07/13/2024	Chase Card Services	YMCA-July membership for D. Lee-senior couple	ESD	40.00
07/13/2024	Chase Card Services	YMCA-July membership for D. Dupont-couple	ESD	58.00
07/13/2024	Chase Card Services	YMCA-July membership for N. Ganci-family	ESD	67.00
07/13/2024	Chase Card Services	YMCA-July membership for M. Rivera-single	ESD	40.00
Total 5040 - Subscrptn/Dues/Membrshp/RecMgmt				437.00
<b>5045 - Travel Allowance</b>				
07/13/2024	Chase Card Services	Southwest-round trip airfare for Curtis, Schoenfeld, ...	ESD	2,780.76
Total 5045 - Travel Allowance				2,780.76
Total 5000 - ADMINISTRATIVE				3,260.28
<b>5200 - PAID POSITION</b>				
<b>5205 - Base Salary</b>				
07/09/2024	Derrick R Curtis	Salary--payroll for period ending 7-12-2024-note add...	FDE	2,423.08
07/09/2024	Derrick R Curtis	Salary-rounding in QB's	FDE	0.01
07/23/2024	Derrick R Curtis	Salary-payroll for period ending 7-26-2024	FDE	2,423.08
Total 5205 - Base Salary				4,846.17
<b>5215 - CVFD SS &amp; Medicare Tax Match</b>				
07/09/2024	Derrick R Curtis	Employer Social Security & Medicare	FDE	185.37
07/23/2024	Derrick R Curtis	Employer Social Security & Medicare	FDE	185.37
Total 5215 - CVFD SS & Medicare Tax Match				370.74
Total 5200 - PAID POSITION				5,216.91
<b>5300 - BUILDING AND GROUNDS</b>				
<b>5310 - Janitorial Supplies</b>				
07/13/2024	Chase Card Services	Home Depot- 2 duster holders and 2 boxes of duster...	ESD	133.98
Total 5310 - Janitorial Supplies				133.98
<b>5320 - Repairs and Maintenance</b>				
07/13/2024	Chase Card Services	Amzn-30 scum cleaning tablets used in the Big Fan	ESD	14.21
07/16/2024	Circle S Pest Control	SR#86021-quarterly pest control treatment	ESD	85.00
Total 5320 - Repairs and Maintenance				99.21

1:33 PM  
 08/11/24  
 Cash Basis

**Cassie Volunteer Fire Department  
 Profit & Loss Detail  
 July 2024**

Date	Name	Memo	Class	Paid Amount
<b>5330 - Electrical Service</b>				
07/15/2024	PEC	Acct#3000098825-monthly strt for period 5-22-202...	ESD	255.80
Total 5330 - Electrical Service				255.80
<b>5335 - Telephone Service</b>				
07/13/2024	Chase Card Services	281-monthly internet service for the period 6-10-24-...	ESD	167.00
07/13/2024	Chase Card Services	VZWLSS-monthly cell service for ipads for CAD for ...	ESD	188.28
Total 5335 - Telephone Service				355.28
Total 5300 - BUILDING AND GROUNDS				844.27
<b>6600 - INSURANCE</b>				
<b>6605 - Building and Property</b>				
07/06/2024	VFIS of Texas	Inv#9854-Acct #CASSVFD-01-4th quarter final instal...	ESD	994.00
Total 6605 - Building and Property				994.00
<b>6610 - Vehicle</b>				
07/06/2024	VFIS of Texas	Inv#9854-Acct #CASSVFD-01-4th quarter final instal...	ESD	1,747.00
Total 6610 - Vehicle				1,747.00
Total 6600 - INSURANCE				2,741.00
<b>7000 - OPERATIONS</b>				
<b>7012 - Fuelman-Vehicles &amp; Equipment</b>				
07/02/2024	Fuelman	6-4-24-4460-4 calls	ESD	41.04
07/02/2024	Fuelman	6-8-24-4460-3 calls	ESD	54.46
07/02/2024	Fuelman	6-14-24-4460-1 call and meetings	ESD	61.01
07/02/2024	Fuelman	6-18-24-4460-calls and meetings	ESD	54.63
07/02/2024	Fuelman	6-26-24-4460-5 calls	ESD	49.12
07/02/2024	Fuelman	6-11-24-4421-regular and training	ESD	27.14
07/02/2024	Fuelman	6-11-24-4440-regular and training	ESD	40.02
07/02/2024	Fuelman	6-25-24-4450-1 call and regular	ESD	49.80
Total 7012 - Fuelman-Vehicles & Equipment				377.22
<b>7050 - Personal Protect Equip-PPE</b>				
07/13/2024	Chase Card Services	WPSG-one bunker helmet for N. Ganci and one set ...	ESD	783.28
07/13/2024	Chase Card Services	Amzn-4 Bright Star Responder pro right angle LED fl...	ESD	432.00
07/16/2024	Dan Lee	Reimbursement for 2 pair of EMS 511 tactical pants ...	ESD	155.58
Total 7050 - Personal Protect Equip-PPE				1,370.86
<b>7060 - Rehabilitation Supplies</b>				
07/13/2024	Chase Card Services	HEB-rehab pickle potion 10 bottles to help with cram...	ESD	15.80
07/13/2024	Chase Card Services	Walmart--rehab items	ESD	119.28
Total 7060 - Rehabilitation Supplies				135.08
<b>7072 - SCBA MAINTENANCE &amp; REPAIR</b>				
07/13/2024	Chase Card Services	Max-Air--repair, testing, calibration for Cascade Syst...	ESD	112.92
Total 7072 - SCBA MAINTENANCE & REPAIR				112.92
<b>7075 - State Veh Safety Inspec&amp;Regist</b>				
07/24/2024	Burnet County Tax ...	Registration for 4440 and 4421	ESD	15.00
Total 7075 - State Veh Safety Inspec&Regist				15.00
<b>7080 - Vehicle Maintenance/Repair</b>				
07/13/2024	Chase Card Services	Amzn-One bottle of Killem biocide for treating diesel ...	ESD	35.99
07/13/2024	Chase Card Services	Amzn-1-64 oz bottle of power service diesel kleen pl...	ESD	98.87
Total 7080 - Vehicle Maintenance/Repair				134.86

1:33 PM  
 08/11/24  
 Cash Basis

**Cassie Volunteer Fire Department  
 Profit & Loss Detail  
 July 2024**

Date	Name	Memo	Class	Paid Amount
<b>7085 - Vehicle Maint/Repr(Vendor)</b>				
07/13/2024	Chase Card Services	Quick Brakes-2 tires for 4460 and mount, balance a...	ESD	823.68
Total 7085 - Vehicle Maint/Repr(Vendor)				823.68
Total 7000 - OPERATIONS				2,969.62
<b>8000 - TRAINING</b>				
<b>8020 - Training -VENDOR</b>				
07/16/2024	Cindy Edwards	BLS Instructor Essentials Course for M. Rivera	ESD	250.00
Total 8020 - Training -VENDOR				250.00
<b>8022 - Training-Certification&amp;Testing</b>				
07/13/2024	Chase Card Services	TAMUCT-For TCFP fee to certify for advanced fire i...	ESD	20.00
Total 8022 - Training-Certification&Testing				20.00
Total 8000 - TRAINING				270.00
Total Expense				15,302.08
<b>Net Income</b>				<b>43,965.57</b>

1:37 PM  
08/11/24  
Cash Basis

**Cassie Volunteer Fire Department**  
**Profit & Loss by Class**  
**October 2023 through July 2024**

	ESD	ESDC	FD	FDE	TOTAL
<b>Income</b>					
4000 - Income					
4005 - ESD payments	164,544.48	0.00	0.00	72,219.52	236,764.00
4035 - FD Equipment Sale	175,000.00	0.00	0.00	0.00	175,000.00
4040 - FD Reimbursement	232.65	0.00	0.00	0.00	232.65
4095 - ESD Pymts-Capital Expenditures	0.00	6,634.81	0.00	0.00	6,634.81
<b>Total 4000 - Income</b>	<b>339,777.13</b>	<b>6,634.81</b>	<b>0.00</b>	<b>72,219.52</b>	<b>418,631.46</b>
<b>Total Income</b>	<b>339,777.13</b>	<b>6,634.81</b>	<b>0.00</b>	<b>72,219.52</b>	<b>418,631.46</b>
<b>Expense</b>					
<b>5000 - ADMINISTRATIVE</b>					
5005 - Accounting	645.00	0.00	0.00	550.00	1,195.00
5025 - Office Supplies	1,338.43	0.00	0.00	0.00	1,338.43
5030 - Printer Supplies	151.95	0.00	0.00	0.00	151.95
5035 - Shipping/Postage/PO Box Rental	66.00	0.00	0.00	0.00	66.00
5040 - Subscripnt/Dues/Membershp/RecMgmt	19,882.23	0.00	0.00	0.00	19,882.23
5042 - Record Mgmt Systems-ER,PC,CAD	1,915.00	0.00	0.00	0.00	1,915.00
5045 - Travel Allowance	2,780.76	0.00	0.00	0.00	2,780.76
5050 - Uniforms (Caps and Shirts)	2,851.20	0.00	333.76	0.00	3,184.96
5060 - Banking/SftyDepBox/Chks/BkgdCks	50.00	0.00	0.00	0.00	50.00
5075 - PYMNT TO ESD FROM SALE OF ITEMS	162,750.00	0.00	0.00	0.00	162,750.00
5076 - RECRUITMENT & RETENTION	7,071.95	0.00	0.00	0.00	7,071.95
5078 - Items to be reimbursed by ESD	0.00	210.10	0.00	0.00	210.10
<b>Total 5000 - ADMINISTRATIVE</b>	<b>199,502.52</b>	<b>210.10</b>	<b>333.76</b>	<b>550.00</b>	<b>200,596.38</b>
<b>5200 - PAID POSITION</b>					
5205 - Base Salary	0.00	0.00	0.00	53,307.77	53,307.77
5215 - CVFD SS & Medicare Tax Match	0.00	0.00	0.00	4,078.14	4,078.14
<b>Total 5200 - PAID POSITION</b>	<b>0.00</b>	<b>0.00</b>	<b>0.00</b>	<b>57,385.91</b>	<b>57,385.91</b>
<b>5300 - BUILDING AND GROUNDS</b>					
5310 - Janitorial Supplies	433.41	0.00	0.00	0.00	433.41
5320 - Repairs and Maintenance	2,786.76	0.00	0.00	0.00	2,786.76
5325 - Furn&YardEquip Repl/Rep/New	474.07	0.00	0.00	0.00	474.07
5330 - Electrical Service	2,452.56	0.00	0.00	0.00	2,452.56
5335 - Telephone Service	5,938.62	0.00	0.00	0.00	5,938.62
<b>Total 5300 - BUILDING AND GROUNDS</b>	<b>12,085.42</b>	<b>0.00</b>	<b>0.00</b>	<b>0.00</b>	<b>12,085.42</b>
<b>5600 - COMMUNICATIONS</b>					
5605 - Batteries, Clips, Acc.	2,849.55	0.00	0.00	0.00	2,849.55
<b>Total 5600 - COMMUNICATIONS</b>	<b>2,849.55</b>	<b>0.00</b>	<b>0.00</b>	<b>0.00</b>	<b>2,849.55</b>
<b>6600 - INSURANCE</b>					
6605 - Building and Property	3,976.00	0.00	0.00	0.00	3,976.00
6610 - Vehicle	8,661.00	0.00	0.00	0.00	8,661.00
6615 - Personnel Coverage	14,626.00	0.00	0.00	0.00	14,626.00
<b>Total 6600 - INSURANCE</b>	<b>27,263.00</b>	<b>0.00</b>	<b>0.00</b>	<b>0.00</b>	<b>27,263.00</b>
<b>7000 - OPERATIONS</b>					
7007 - CAD-Computer Aided Dispatch	6,855.65	0.00	0.00	0.00	6,855.65
7010 - Fuel-Vehicle and Equipment	50.00	0.00	0.00	0.00	50.00
7012 - Fuelman-Vehicles & Equipment	4,499.97	0.00	0.00	0.00	4,499.97
7020 - Fire Extinguisher Test/Repr	130.00	0.00	0.00	0.00	130.00
7030 - First Responder Supplies	5,941.86	0.00	0.00	0.00	5,941.86
7035 - Ladder, Pump & Hose Testing	1,380.00	0.00	0.00	0.00	1,380.00
7040 - Minor Tools	73.24	0.00	0.00	0.00	73.24
7050 - Personal Protect Equip-PPE	2,656.20	0.00	0.00	0.00	2,656.20
7057 - Operations - Radio Service Fee	5,459.28	0.00	0.00	0.00	5,459.28
7060 - Rehabilitation Supplies	1,498.99	0.00	0.00	0.00	1,498.99
7072 - SCBA MAINTENANCE & REPAIR	508.35	0.00	0.00	0.00	508.35
7075 - State Veh Safety Inspe&Regist	59.00	0.00	0.00	0.00	59.00
7080 - Vehicle Maintenance/Repair	640.86	0.00	0.00	0.00	640.86
7085 - Vehicle Maint/Repr(Vendor)	11,366.96	0.00	0.00	0.00	11,366.96
7105 - Rescue Equipment - REPLMNT	228.32	0.00	0.00	0.00	228.32
<b>Total 7000 - OPERATIONS</b>	<b>41,348.68</b>	<b>0.00</b>	<b>0.00</b>	<b>0.00</b>	<b>41,348.68</b>

1:37 PM  
 08/11/24  
 Cash Basis

**Cassie Volunteer Fire Department**  
**Profit & Loss by Class**  
 October 2023 through July 2024

	<u>ESD</u>	<u>ESDC</u>	<u>FD</u>	<u>FDE</u>	<u>TOTAL</u>
<b>8000 - TRAINING</b>					
8005 - AED, CPR, First Aid	207.50	0.00	0.00	0.00	207.50
8020 - Training -VENDOR	3,350.94	0.00	0.00	0.00	3,350.94
8022 - Training-Certification&Testing	655.19	0.00	0.00	0.00	655.19
8025 - Per Diem Travel/Lodging	2,908.97	0.00	0.00	0.00	2,908.97
<b>Total 8000 - TRAINING</b>	<b>7,122.60</b>	<b>0.00</b>	<b>0.00</b>	<b>0.00</b>	<b>7,122.60</b>
<b>9000 - PUBLIC RELATIONS</b>					
9010 - Public Eductn/Relatn/Apprtn	284.00	0.00	0.00	0.00	284.00
9025 - Recognition/Thank You	0.00	0.00	95.99	0.00	95.99
<b>Total 9000 - PUBLIC RELATIONS</b>	<b>284.00</b>	<b>0.00</b>	<b>95.99</b>	<b>0.00</b>	<b>379.99</b>
<b>9500 - CAPITAL EXPENDITURES</b>					
9523 - Tires- 6 New Tires for E2-4421	0.00	6,424.71	0.00	0.00	6,424.71
<b>Total 9500 - CAPITAL EXPENDITURES</b>	<b>0.00</b>	<b>6,424.71</b>	<b>0.00</b>	<b>0.00</b>	<b>6,424.71</b>
<b>Total Expense</b>	<b>290,455.77</b>	<b>6,634.81</b>	<b>429.75</b>	<b>57,935.91</b>	<b>355,456.24</b>
<b>Net Income</b>	<b>49,321.36</b>	<b>0.00</b>	<b>-429.75</b>	<b>14,283.61</b>	<b>63,175.22</b>



1:42 PM  
08/11/24  
Cash Basis

**Cassie Volunteer Fire Department**  
**Profit & Loss Budget vs. Actual**  
October 2023 through July 2024

	Oct '23 - Jul 24	Budget	\$ Over Budget
<b>Income</b>			
4000 · Income			
4005 · ESD payments	236,764.00	236,764.00	0.00
4035 · FD Equipment Sale	175,000.00		
4040 · FD Reimbursement	232.65		
4095 · ESD Pymts-Capital Expenditures	6,634.81	6,000.00	634.81
<b>Total 4000 · Income</b>	<b>418,631.46</b>	<b>242,764.00</b>	<b>175,867.46</b>
<b>Total Income</b>	<b>418,631.46</b>	<b>242,764.00</b>	<b>175,867.46</b>
<b>Expense</b>			
5000 · ADMINISTRATIVE			
5005 · Accounting	1,195.00	2,000.00	-805.00
5010 · Legal Services	0.00	100.00	-100.00
5015 · Meetings	0.00	300.00	-300.00
5020 · Office Equipment/Maint.	0.00	258.00	-258.00
5025 · Office Supplies	1,338.43	1,000.00	338.43
5030 · Printer Supplies	151.95	300.00	-148.05
5035 · Shipping/Postage/PO Box Rental	66.00	150.00	-84.00
5040 · Subscripnt/Dues/Membrshp/RecMgmt	19,882.23	6,000.00	13,882.23
5042 · Record Mgmt Systems-ER,PC,CAD	1,915.00	5,500.00	-3,585.00
5045 · Travel Allowance	2,780.76	100.00	2,680.76
5050 · Uniforms (Caps and Shirts)	3,184.96	2,000.00	1,184.96
5055 · Printing Services	0.00	100.00	-100.00
5060 · Banking/SftyDepBox/Chks/BkgdCks	50.00	100.00	-50.00
5070 · Replen Petty Cash/Toll Charges	0.00	350.00	-350.00
5075 · PYMNT TO ESD FROM SALE OF ITEMS	162,750.00	0.00	162,750.00
5076 · RECRUITMENT & RETENTION	7,071.95	10,200.00	-3,128.05
5078 · Items to be reimbursed by ESD	210.10	0.00	210.10
<b>Total 5000 · ADMINISTRATIVE</b>	<b>200,596.38</b>	<b>28,458.00</b>	<b>172,138.38</b>
5200 · PAID POSITION			
5205 · Base Salary	53,307.77	63,000.00	-9,692.23
5215 · CVFD SS & Medicare Tax Match	4,078.14	4,819.50	-741.36
<b>Total 5200 · PAID POSITION</b>	<b>57,385.91</b>	<b>67,819.50</b>	<b>-10,433.59</b>
5300 · BUILDING AND GROUNDS			
5305 · Botanical Supplies	0.00	50.50	-50.50
5310 · Janitorial Supplies	433.41	200.00	233.41
5320 · Repairs and Maintenance	2,786.76	2,000.00	786.76
5325 · Furn&YardEquip Repl/Rep/New	474.07	2,000.00	-1,525.93
5330 · Electrical Service	2,452.56	4,200.00	-1,747.44
5335 · Telephone Service	5,938.62	6,600.00	-661.38
<b>Total 5300 · BUILDING AND GROUNDS</b>	<b>12,085.42</b>	<b>15,050.50</b>	<b>-2,965.08</b>
5600 · COMMUNICATIONS			
5605 · Batteries, Clips, Acc.	2,849.55	500.00	2,349.55
5615 · Non-Warranty Repair	0.00	300.00	-300.00
5620 · Digital Radio and Pagers	0.00	500.00	-500.00
<b>Total 5600 · COMMUNICATIONS</b>	<b>2,849.55</b>	<b>1,300.00</b>	<b>1,549.55</b>
6600 · INSURANCE			
6605 · Building and Property	3,976.00	5,800.00	-1,824.00
6610 · Vehicle	8,661.00	12,355.00	-3,694.00
6615 · Personnel Coverage	14,626.00	16,100.00	-1,474.00
<b>Total 6600 · INSURANCE</b>	<b>27,263.00</b>	<b>34,255.00</b>	<b>-6,992.00</b>



1:42 PM  
 08/11/24  
 Cash Basis

**Cassie Volunteer Fire Department**  
**Profit & Loss Budget vs. Actual**  
 October 2023 through July 2024

	Oct '23 - Jul 24	Budget	\$ Over Budget
<b>7000 · OPERATIONS</b>			
7007 · CAD-Computer Aided Dispatch	6,855.65	5,800.00	1,055.65
7010 · Fuel-Vehicle and Equipment	50.00	250.00	-200.00
7012 · Fuelman-Vehicles & Equipment	4,499.97	16,000.00	-11,500.03
7015 · Equipment Maint/Repr-Vendor	0.00	500.00	-500.00
7020 · Fire Extinguisher Test/Repr	130.00	300.00	-170.00
7025 · Fire Suppressant Supplies	0.00	5,000.00	-5,000.00
7030 · First Responder Supplies	5,941.86	4,500.00	1,441.86
7035 · Ladder, Pump & Hose Testing	1,380.00	4,000.00	-2,620.00
7040 · Minor Tools	73.24	150.00	-76.76
7045 · Veh/Epmt Lights-Decals-Safety	0.00	100.00	-100.00
7050 · Personal Protect Equip-PPE	2,656.20	4,000.00	-1,343.80
7055 · PPE Testing/Cleaning/Repair	0.00	500.00	-500.00
7057 · Operations - Radio Service Fee	5,459.28	5,570.00	-110.72
7060 · Rehabilitation Supplies	1,498.99	500.00	998.99
7065 · Rescue Equipment Maint/Repr	0.00	250.00	-250.00
7070 · SCBA Testing/Hydro/FaceMsk/Pack	0.00	2,500.00	-2,500.00
7072 · SCBA MAINTENANCE & REPAIR	508.35	500.00	8.35
7075 · State Veh Safety Inspec&Regist	59.00	150.00	-91.00
7080 · Vehicle Maintenance/Repair	640.86	2,000.00	-1,359.14
7085 · Vehicle Maint/Repr(Vendor)	11,366.96	16,000.00	-4,633.04
7090 · Equipmt Replmt(Fire Fightg)	0.00	1,750.00	-1,750.00
7095 · Fire Fighting Equipmt - NEW	0.00	2,500.00	-2,500.00
7096 · FIRE FIGHTING EQUIPMENT-MAINTEN	0.00	1,007.00	-1,007.00
7100 · Rescue Equipment - NEW	0.00	1,000.00	-1,000.00
7105 · Rescue Equipment - REPLMNT	228.32	200.00	28.32
<b>Total 7000 · OPERATIONS</b>	<b>41,348.68</b>	<b>75,027.00</b>	<b>-33,678.32</b>
<b>8000 · TRAINING</b>			
8005 · AED, CPR, First Aid	207.50	454.00	-246.50
8020 · Training -VENDOR	3,350.94	7,000.00	-3,649.06
8022 · Training-Certification&Testing	655.19	1,000.00	-344.81
8025 · Per Diem Travel/Lodging	2,908.97	4,000.00	-1,091.03
8030 · Wildland	0.00	500.00	-500.00
8035 · Educational Supplies	0.00	600.00	-600.00
<b>Total 8000 · TRAINING</b>	<b>7,122.60</b>	<b>13,554.00</b>	<b>-6,431.40</b>
<b>9000 · PUBLIC RELATIONS</b>			
9005 · Educational Supplies	0.00	100.00	-100.00
9010 · Public Eductn/Relatn/Apprtn	284.00	500.00	-216.00
9015 · Shipping and Postage	0.00	100.00	-100.00
9020 · Printing	0.00	100.00	-100.00
9025 · Recognition/Thank You	95.99	500.00	-404.01
<b>Total 9000 · PUBLIC RELATIONS</b>	<b>379.99</b>	<b>1,300.00</b>	<b>-920.01</b>
<b>9500 · CAPITAL EXPENDITURES</b>			
9523 · Tires- 6 New Tires for E2-4421	6,424.71	6,000.00	424.71
<b>Total 9500 · CAPITAL EXPENDITURES</b>	<b>6,424.71</b>	<b>6,000.00</b>	<b>424.71</b>
<b>Total Expense</b>	<b>355,456.24</b>	<b>242,764.00</b>	<b>112,692.24</b>
<b>Net Income</b>	<b>63,175.22</b>	<b>0.00</b>	<b>63,175.22</b>

3:10 PM  
08/11/24  
Cash Basis

**Cassie Volunteer Fire Dept. & EMS**  
**Balance Sheet**  
As of July 31, 2024

	<u>Jul 31, 24</u>
<b>ASSETS</b>	
<b>Current Assets</b>	
Checking/Savings	
1010 · FSB of Burnet - 68007	123,517.94
<b>Total Checking/Savings</b>	<u>123,517.94</u>
<b>Total Current Assets</b>	123,517.94
<b>Other Assets</b>	
1090 · Transfers (In/Out)	-70,000.00
<b>Total Other Assets</b>	<u>-70,000.00</u>
<b>TOTAL ASSETS</b>	<b><u>53,517.94</u></b>
<b>LIABILITIES &amp; EQUITY</b>	
<b>Equity</b>	
3010 · Unrestricted Net Assets	48,297.40
Net Income	5,220.54
<b>Total Equity</b>	<u>53,517.94</u>
<b>TOTAL LIABILITIES &amp; EQUITY</b>	<b><u>53,517.94</u></b>

3:16 PM

08/11/24

Cash Basis

**Cassie Volunteer Fire Dept. & EMS**  
**Profit & Loss Detail**  
July 2024

<u>Date</u>	<u>Name</u>	<u>Memo</u>	<u>Class</u>	<u>Paid Amount</u>
<b>Income</b>				
<b>4000 · INCOME</b>				
<b>4040 · REIMBURSEMENT</b>				
07/01/2024	Texas Mutual Ins	2024 Dividend for work place safety & loyalty	FD	4,909.52
Total 4040 · REIMBURSEMENT				4,909.52
Total 4000 · INCOME				4,909.52
Total Income				4,909.52
Expense				
<b>Net Income</b>				<b>4,909.52</b>

Enclosure 5

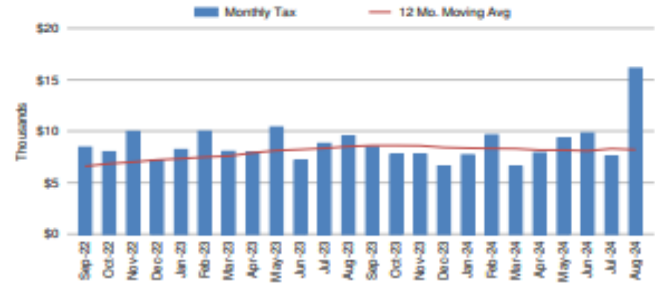
HdL Companies  
**SALES TAX SNAPSHOT**  
 Burnet Co ESD 2

**Aug-24**

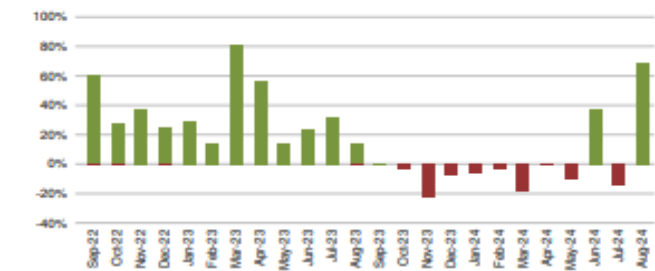
Sales Tax Net Payments

FY Mo.	FY2023	FY2024	YoY % Change
Oct	\$ 7,965	\$ 7,725	-3.0%
Nov	\$ 9,955	\$ 7,743	-22.2%
Dec	\$ 7,155	\$ 6,591	-7.9%
Jan	\$ 8,190	\$ 7,684	-6.2%
Feb	\$ 9,980	\$ 9,624	-3.6%
Mar	\$ 8,004	\$ 6,536	-18.3%
Apr	\$ 7,909	\$ 7,867	-0.5%
May	\$ 10,373	\$ 9,303	-10.3%
Jun	\$ 7,142	\$ 9,803	37.3%
Jul	\$ 8,779	\$ 7,539	-14.1%
Aug	\$ 9,518	\$ 16,097	69.1%
Sep	\$ 8,457		
<b>FYTD</b>	<b>\$ 94,971</b>	<b>\$ 96,512</b>	<b>1.6%</b>
<b>FY Total</b>	<b>\$ 103,428</b>		

Sales Tax Net Payments Trend



Sales Tax Net Payments Change - YoY



Top 10 Taxpayers

Rank	Company	FYTD Collections	% Total
1	AMAZON.COM SERVICES INC (MARKETPLACE)		
2	SMS BUCHANAN BUSINESS INC		
3	AMAZON.COM SERVICES LLC		
4	BUCHANAN SEPTIC TANKS INC.		
5	JIM EACHUS		
6	REVELLE PEAK RANCH SOLUTIONS LLC		
7	MARK W MARDIS		
8	UTOPIAFEST LLC		
9	APPLE INC.		
10	REVELLE PEAK RANCH L.L.C.		
<b>Top 10 Companies</b>		<b>\$ 51,121</b>	<b>51.8%</b>
<b>1158 Other Large Companies</b>		<b>\$ 27,761</b>	<b>28.1%</b>
<b>Small Companies/Other</b>		<b>\$ 18,743</b>	<b>19.0%</b>
<b>Single Local Tax Rate (SLT)</b>		<b>\$ 1,017</b>	<b>1.0%</b>
<b>Total</b>		<b>\$ 98,642</b>	<b>100.0%</b>

Industry Segment Collections Trend - YoY % Chg

SEGMENT	Mar	Apr	May	Jun	Jul	Aug
Retail Trade	-7.7%	19.0%	23.1%	12.0%	-18.4%	-100.0%
Manufacturing	-32.1%	10.8%	-53.2%	-29.1%	8.7%	-100.0%
Admin, Support, Waste Mgmt	-13.1%	-8.2%	-5.4%	264.7%	-39.5%	-100.0%
Telecom	22.8%	34.6%	11.2%	64.0%	34.5%	-100.0%
Recreation, Arts, Entmt	-38.8%	-43.2%	-67.4%	66.0%	-76.1%	-100.0%
All Others	-55.3%	-57.7%	-34.0%	292.7%	23.8%	-100.0%
<b>Total Collections</b>	<b>-20.1%</b>	<b>2.0%</b>	<b>-12.7%</b>	<b>37.3%</b>	<b>-16.6%</b>	<b>-100.0%</b>

Sales Tax Collections by Industry Segment

